

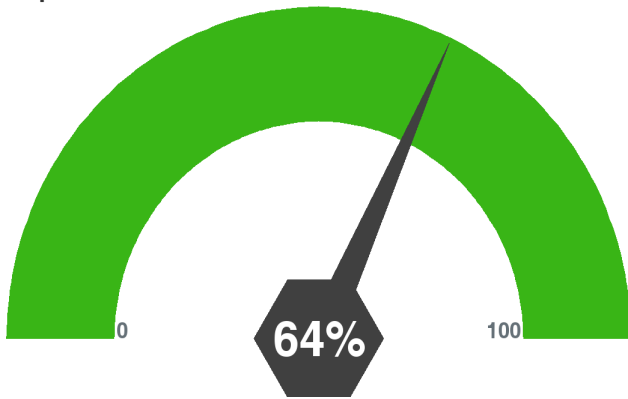
## Excel 365 - Intermediate

Report Name Julie Sample  
Email/ID 123456  
Date 04/01/2021  
Test Version 1.0

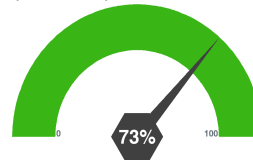
eTicket number 579402700136124680  
Issued to TEST\_ADMIN  
Time 14:02:00  
Time Taken 00:12:00

### Performance Overview

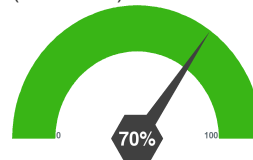
#### Report Score



#### This account's Score (out of 29)



#### All recorded Scores (out of 331)



### Performance Compared to Other Test Takers

Percentile Ranking



### Performance Analysis

#### Levels

Basic - 8 (total 13)



Intermediate - 11 (total 16)



Advanced - 4 (total 7)



#### Topics

ANALYSIS - 3 (total 7)



EDITING - 5 (total 9)



FILE MANAGEMENT - 3 (total 3)



FORMATTING - 9 (total 9)



GRAPHICS - 0 (total 1)



## QUESTIONS

Q#	Report Name	Status	Time(Sec)	Level
<b>ANALYSIS</b>				
2	Excel 365 Change Chart Type	✓	12	ADV
3	Excel 365 Use 3-D Cell References	✗	13	ADV
4	Excel 365 Create PivotTable	✓	25	ADV
5	Excel 365 Auto Filter	✗	11	BEG
6	Excel 365 Autosum	✓	4	INT
7	Excel 365 Conditional Formatting	✗	62	INT
8	Excel 365 Add a Slicer to PivotTable	✗	27	INT
<b>EDITING</b>				
9	Excel 365 Fill Cells with Labels	✗	15	BEG
10	Excel 365 Copy Cells	✓	5	BEG
11	Excel 365 Insert Column	✗	9	BEG
12	Excel 365 Undo	✗	15	BEG
13	Excel 365 Find and Replace	✓	13	INT
14	Excel 365 Check Spelling	✓	14	INT
15	Excel 365 Mark as Final	✗	11	INT
16	Excel 365 Freeze Top Row	✓	19	INT
17	Excel 365 Add Note	✓	9	INT
<b>FILE MANAGEMENT</b>				
18	Excel 365 Save OneDrive	✓	15	BEG
19	Excel 365 Save with New Name	✓	20	INT
20	Excel 365 Create Workbook from Template	✓	9	INT
<b>FORMATTING</b>				
21	Excel 365 Rotate Text	✓	29	ADV
22	Excel 365 Accounting Number Format	✓	8	BEG
23	Excel 365 Margins	✓	7	BEG
24	Excel 365 Paper Size	✓	13	BEG
25	Excel 365 Hide Column	✓	5	BEG
26	Excel 365 Add Border to Range	✓	13	INT
27	Excel 365 Center Cell Contents	✓	5	BEG
28	Excel 365 Merge Cells	✓	9	INT
29	Excel 365 Wrap Text	✓	29	INT
<b>GRAPHICS</b>				
1	Excel 365 Create Chart	✗	42	INT
<b>PRINTING</b>				
30	Excel 365 Print Selection	✓	22	ADV
31	Excel 365 Print Preview	✗	20	BEG
32	Excel 365 Print Workbook	✓	16	BEG
33	Excel 365 Set Print Area	✓	11	INT
<b>TOOLS AND AUTOMATION</b>				

Q#	Report Name	Status	Time(Sec)	Level
34	Excel 365 Display Developer Tab	✘	13	ADV
35	Excel 365 Inspect Workbook	✘	9	ADV
36	Excel 365 Customize Quick Access Toolbar	✘	107	INT